

July

S	M	T	W	T	F	S
	1	2	3	4	5	6
7	8	9	10	11	12	13
14	15	16	17	18	19	20
21	22	23	24	25	26	27
28	29	30				

August

S	M	T	W	T	F	S	
					1	2	3
4	5	6	7	8	9	10	
11	12	13	14	15	16	17	
18	19	20	21	22	23	24	
25	26	27	28	29	30	31	

8/12-16 Eng. Department's Business Holiday


August 25 7:30 am-6 pm : Aobayama Campus BLACKOUT


September


S	M	T	W	T	F	S
1	2	3	4	5	6	7
8	9	10	11	12	13	14
15	16	17	18	19	20	21
22	23	24	25	26	27	28
29	30					


October


S	M	T	W	T	F	S
		1	2	3	4	5
6	7	8	9	10	11	12
13	14	15	16	17	18	19
20	21	22	23	24	25	26
27	28	29	30	31		


 Weekday (Monday to Friday) 9:00 a.m. – 8:00 p.m.
 ※Members of departments/centers on the Aobayama East Campus can enter by using their ID card. 【Student】 8-9 a.m. & 8-12 p.m. 【Faculty】 8 p.m. – 9 a.m. (24hrs)

 Weekday during student's vacation (Monday to Friday) 9:00 a.m. – 5:00 p.m.
 ※Members of departments/centers on the Aobayama East Campus can enter by using their ID card. 【Student】 7-9 a.m. & 5-12 p.m. 【Faculty】 5 p.m. – 9 a.m. (24hrs)

 CLOSED
 ※Members of departments/centers on the Aobayama East Campus can enter by using their ID card. 【Student】 9 a.m. – 8 p.m. 【Faculty】 0 p.m. – 12 a.m. (24hrs)

 Completely CLOSED
 ※No one can enter

 5 p.m. – 12 p.m. Completely CLOSED
 ※9 am – 5 p.m. Open

 0 a.m. – 9 a.m. Completely CLOSED
 ※9 am – 8 p.m. Open

※Departments: Engineering / Information Science / Environmental Studies / Biomedical Engineering
 ※Institutes: International Research Institute for Disaster Science / Environmental Conservation Research Institute / New Industrial Creation Hatchery / Cyberscience / Interdisciplinary Research